

DOWNLOAD PDF DOCUMENT



FREIGHTLINER FL80 WIRIN...

DOWNLOAD DOCUMENT NOW

Updated: 10/30/2017

DISCLAIMER:

BE-FIRST.CO uses the following freightliner fl80 wiring diagram book available for free PDF download which is also related with

FREIGHTLINER FL80 WIRING DIAGRAM

If you are looking for freightliner fl80 wiring diagram, you can use our site to download the needed PDF file. It is good news for you - no money is needed. We will help you to get freightliner fl80 wiring diagram quickly and easy. It will take you several seconds to create a free account and get the direct link to download freightliner fl80 wiring diagram. Registration is simple; there is a short instruction which can be used if you face such condition for the first time. You may ask why we use such methods. The answer is simple - it is because of numerous hackers' attacks that cause troubles and discomfort to those who want to download freightliner fl80 wiring diagram file for free. This data access helps to make the process of using our site more comfortable to people who need freightliner fl80 wiring diagram and other files. Our eBook database is unique; everyone can make use of it without paying a penny. Just download the necessary program, register and get an unlimited access to our stock of documents in PDF format.

DOWNLOAD NOW

DOWNLOAD PDF DOCUMENT

DOWNLOAD PDF DOCUMENT

FREIGHTLINER FL80 WIRIN...

[X0100 WIRING DIAGRAM](#)

X0100 Strike Interface Time Delay Module Power Wiring Diagram(24 VAC VDC; 250mA Max) 5 Amp Max NC (Normally Closed) To Electric Strike Common C (Common) +24 V NO (Normally Open) (Dry Contacts) 2 1 NC (Normally Closed) To Control Activation C (Common) NO (Normally Open) (Dry Contacts) 3 4 2 Amp Max Activation Common Note: This module does not provide an output voltage to drive an electric strike. ...

File name: X0100-Wiring-Diagram.pdf

[Download now or Read Online](#)

[BLOCK WIRING DIAGRAM FOR 2S-SS](#)

BLOCK WIRING DIAGRAM IWS-ABDS1. Without volume control2. With volume control Volume control should be auto transformer type control (SVC-W, SVC-I, RVC-W, RVC-I). The use of 8 ohm speakers is recommended. When A+B is selected, the net load to amplifier is 4 ohms.Dayton Audio PO Box 52 Springboro, OH 45066 300T575 ...

File name: 300-575-dayton-audio-iws-abds-block-wiring-diagram.pdf

[Download now or Read Online](#)

[MICROSOFT WORD - CORDONA WIRING DIAGRAM SBK- 4 2 NEG. 4 COILS.DOC](#)

Wiring diagram for engines with 4 coils, 2 negative wires from the CDI, and 4 +12vwires from the stock wiring harness.For 3 cyl. and single cyl. splice the number of Killbox yellows necessary and ground theremaining yellows. For Dyna 2000; connect one (any) yellow to orange and one otheryellow to gnd. The other 2 yellows are not used, should be cut.A GP Switch should be installed in the Pullswitch...

File name: cordona wiring diagram SBK- 4 2 neg. 4 coils.pdf

[Download now or Read Online](#)

[S80 WIRING DIAGRAM.CDR](#)

S80PRO Power Connections Fused 12V WIRING SCHEMATIC FOR S80PRO 86 Drawn from pin insertion side LAST UPDATED Note this connector has Three 18 11 2014 keyways in total NEEDS FIRMWARE Tel +44 (0)161 877 1419 V77.00 AND HIGHER Elec Dump Valve Fax +44 (0)161 877 7086 FOR ALL OPTIONS 85 Turbo Pressure Email office@dtafast.co.uk Aux 9 Tacho Cam Control Pump Relay Aux 7 Fuel Shift Light Fan Relay Idle V...

File name: S80 Wiring Diagram.pdf





















[Download now or Read Online](#)

DOWNLOAD PDF DOCUMENT

DOWNLOAD PDF DOCUMENT

Here below another book similar with:

FREIGHTLINER FL80 WIRIN...

-  [freightliner fl80 wiring diagram](#)
-  [allison transmission wiring diagram freightliner](#)
-  [freightliner sprinter engine compartment diagram](#)
-  [freightliner door latch assembly](#)
-  [replacing freightliner front hub bearings](#)
-  [freightliner m2 fuse box location](#)
-  [freightliner smart switch](#)
-  [freightliner air dryer filter replacement on rv](#)
-  [vdo speedometer freightliner](#)
-  [freightliner columbia service manual](#)
-  [2004 freightliner m2 fuse box location](#)
-  [freightliner diagnostic fault codes](#)
-  [freightliner diagnostic fault codes list](#)
-  [outlet nox sensor freightliner cascadia](#)
-  [freightliner cascadia active fault codes](#)
-  [wiring diagram for golf tdi](#)
-  [fuel pump wiring diagram vw passat 2004](#)
-  [case tractor 2290 wiring diagram](#)
-  [1987 trx 125 wiring diagram](#)
-  [offset printing machine roland record wiring diagram](#)

DOWNLOAD PDF DOCUMENT